

Home Learning Expectations

- ALL BOOKS WILL BE RETURNED TO SCHOOL WHEN YOU RETURN (CGP books, Power Maths Practice books, New Journal)
- Take as much care and pride in your work at home as you do in school.
- Set out your work with an underlined date, an underlined title and a clear topic.
- Keep your books and journal tidy and away from food and drink.
- Only use black pen or pencil to do your work in.
- THANK YOU for your continued hard work and thank you to parents for their support.

Online Lessons

Daily Read with the teacher,

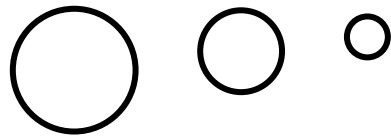
2:30pm each day – Zoom details found on class dojo

Music, Spanish, Drama and Dance are all now also on Zoom. All details found on class. Keep an eye out for the links



The Holy Spirit Catholic Primary School – KS2 Weekly Timetable – Week beginning 22nd February 2021

Day	Session 1		B R E A K	Session 2	L U N C H	Session 3	Session 4
Monday 11 th January	Maths Complete End of Unit Check – Power Maths pg 167			English Present and Past Tense CGP Spag Targeted Question book pg 19		Reading Independent Read and Respond	Research Projects Complete H & G projects ready to bring in and present on Monday.
Tuesday 12 th January	Maths Coordinates CGP Maths pg 66 - 67	Drama Live Lesson with Andrew (Zoom)		Music Live Lesson (Zoom)		English Present and Past Progressive CGP Spag Targeted Question book pg 20	RE Jesus' death on the cross - ARTWORK
Wednesday 13 th January	Maths Reflection CGP Maths pg 68			English The Perfect Form CGP Spag Targeted Question book pg 21		Fair Trade Afternoon Find out what fair trade is, why is it important and discover a little about fair trade chocolate and quinoa	
Thursday 15 th January	World Book Day Zoom Introduction 9:15am	World Book Day		Spanish Live Lesson (Zoom)		Dance Live Lesson with Rebecca (Zoom)	World Book Day
Friday 16 th January	Maths Translation CGP Maths pg 69			English Recap Passive and Active Voice CGP SPAG Targeted Question book pg 24 – 26.		Reading Comprehension – The Curse of the Gloamglozer - CGP pg 16 - 17	Wellbeing Friday Reflect on lockdown



you don't
have to
be *great*
to start,
but you
have to
start to
be great

Monday 1st March 2021

Session 1

Maths

Mark your work

Lesson 4: Reasoning about shapes with coordinates

→ pages 164–166

1. $(-4,1)$, $(-4,-1)$ or $(0,1)$, $(0,-1)$
2. C $(-3,-2)$ D $(1,-6)$
3. a) Point B $(0,2)$
Point C $(-2,5)$
b) Point D $(1,-5)$
Point E $(5,-5)$
4. Point A $(1,-5)$
Point B $(5,-5)$
5. Point A $(3,2)$
Point B $(9,-1)$
Point C $(5,-4)$
Point D $(-1,-1)$

Reflect

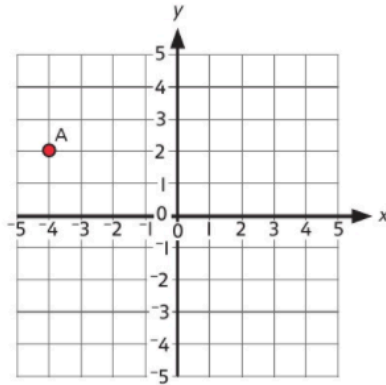
Answers will vary; encourage children to think about which aspects were challenging and why. What could they do to help this become easier in the future?

End of unit check



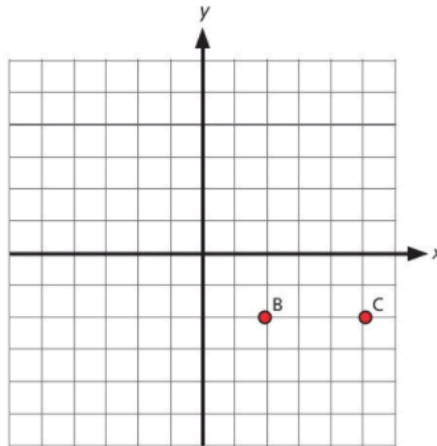
1 What are the coordinates of point A?

- A (2,-4)
- B (-2,-4)
- C (2,4)
- D (-4,2)



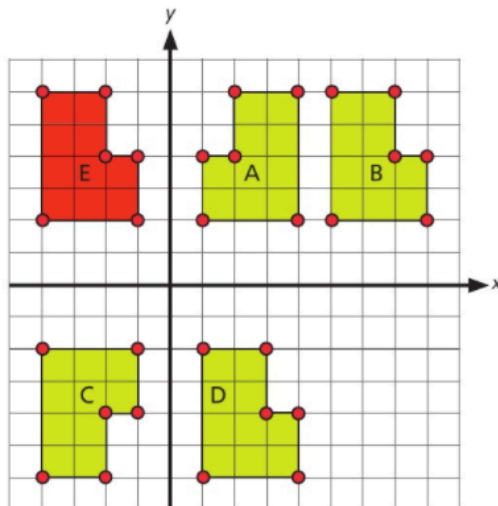
2 Points B and C are 2 vertices of a square. Which of the coordinates below could **not** be coordinates of another vertex of the same square?

- A (5,-5)
- B (5,1)
- C (2,2)
- D (2,1)



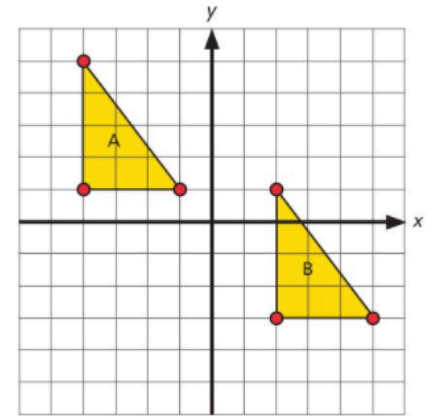
3 Which shape shows shape E after it has been reflected in the y-axis?

- A Shape A
- B Shape B
- C Shape C
- D Shape D



4 Shape A is translated and the result is Shape B. What was the translation?

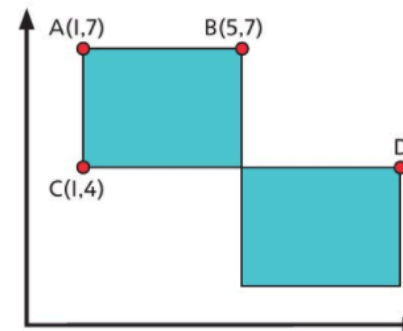
- A Translation 6 left and 4 up
- B Translation 4 right and 4 down
- C Translation 6 right and 4 down
- D Translation 6 right and 5 down



Think carefully about how you can use the information you have.



5 The diagram shows two identical rectangles. Find the coordinates of point D.



Complete this in your journal

Complete the final end of unit check on page 167 of your **Power Maths Practice book**.

Keep your Practice book safe. Even though it is now complete, it will need to be returned to school when you come back.

Mark your work

End of unit check

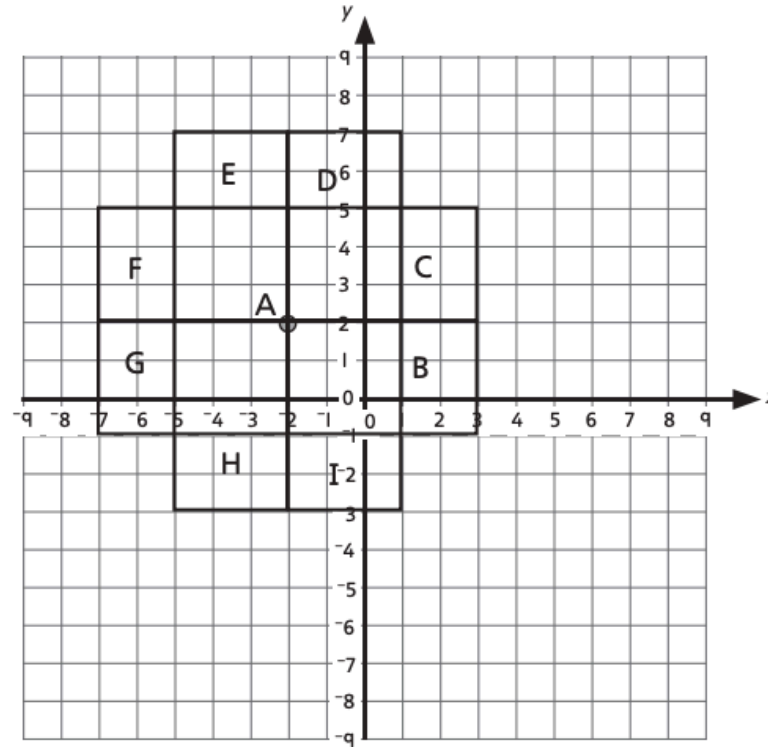
→ pages 167–169

My journal

1. Reasons and justifications may vary. A possible response could be:

No, Kate is incorrect as we can work out any missing information. As the shape is a square, we can use the properties of a square to help us. When reflecting in the y -axis, there is no need to know the coordinates of the shape, as you are simply reflecting the same distance from the y -axis either side.

2.



- Rectangle B $(3,2)$, $(3,-1)$, $(-2,-1)$
- Rectangle C $(3,2)$, $(3,5)$, $(-2,5)$
- Rectangle D $(1,2)$, $(1,7)$, $(-2,7)$
- Rectangle E $(-2,7)$, $(-5,7)$, $(-5,2)$
- Rectangle F $(-2,5)$, $(-7,5)$, $(-7,2)$
- Rectangle G $(-7,2)$, $(-7,-1)$, $(-2,-1)$
- Rectangle H $(-5,2)$, $(-5,-3)$, $(-2,-3)$
- Rectangle I $(-2,-3)$, $(1,-3)$, $(1,2)$

Power play

Answers will vary depending on the squares drawn by the child and their partner.

Session 2

English

Present and Past Tense

Read and watch about tenses here:

<https://www.bbc.co.uk/bitesize/articles/zh4thbk>

And here:

<https://www.bbc.co.uk/bitesize/articles/ztndcmn>

Now you have completed the new learning and activities about past and present tense, complete **page 19 of the CGP SPAG TARGETED QUESTION BOOK.**

Session 3

Reading



Independent Reading

Log onto

<https://www.oxfordreadingbuddy.com/uk>

or

<https://www.activelearnprimary.co.uk/login?c=0>

and spend half an hour reading independently. Remember, when you have finished a book, complete the online quiz or if there is no quiz available, write a short book review about it.

Session 4

Project Work



History and Geography projects today is your final day to create these projects ready for them to be returned on Monday

Next Monday afternoon, when we are back in school, you will spend time sharing these with your classmates. The examples I've seen so far are fantastic!

Tuesday 2nd March 2021

Session 1
Maths
MyMaths

Recap coordinates

Recapping helps information move to our long term memory. It makes the new learning 'stick'.

As you work, remember the rule:

**FIRST go ALONG the corridor (x), THEN go UP OR DOWN the stairs (y)
(x,y)**

Use the information here to remind you about the four quadrants:


<https://www.bbc.co.uk/bitesize/guides/zg3rd2p/revision/4>

Once you have had a go at the activities on BBC bitesize, watch this video and work along with it. Pause the video and find the coordinates of the points.

https://www.youtube.com/watch?v=msJ_ubLxRgg

Now you have completed the new learning, complete page 66 – 67 of the CGP MATHS BOOK

**Drama – Stream online drama session at
10:00 with Andrew here**




Live Zoom

(details available on class dojo)

Session 2

Music

Music – Stream online music session 11:00 –
11:45 here (zoom)



Live Zoom

(details available on class dojo)

Session 3

English

Present and Past Progressive

Past Progressive Tense



“was” or “were” + [Present Participle]

We **were painting** the fence.

ongoing activity

I **was talking** when he interrupted.

ongoing activity before
another activity

past

present

future

PRESENT

PROGRESSIVE

**I am walking,
you are walking,
he/she/it is walking,
we are walking,
you are walking,
they are walking**

PAST

PROGRESSIVE

**I was walking,
you were walking,
he/she/it was walking,
we were walking,
you were walking,
they were walking**

FUTURE

PROGRESSIVE

**I will be walking,
you will be walking,
he/she/it will be
walking, we will be
walking, you will
be walking, they
will be walking**

Now you have completed the new learning and activities about Present and Past Progressive , complete **page 20 of the CGP SPAG TARGETED QUESTION BOOK.**

Session 4

RE



Death on a cross – why?

When Jesus was arrested, couldn't he have worked a miracle and escaped?



Why did Jesus have to die on the cross?



The Jewish authorities demanded the crucifixion of Jesus because they considered him a law-breaker. Pilate finally gave in to their demand and so Jesus had to die on the cross.

When Jesus was condemned to death, he **chose** not to work a miracle and escape. He freely offered his life on the cross for our salvation. His death and resurrection bring us eternal life.



Activity

Create a piece of art work to do with Jesus' death on the cross. You can get as creative as you like but it must include some words to describe Jesus on it

Examples:

BRAVE

INSPIRING

STRONG

A TRUE LEADER

COURAGEOUS

FEARLESS

HEROIC

BOLD

LIONHEARTED



Wednesday 3rd March 2021
Fair Trade Day



Session 1

Maths

Recap Reflecting

Recapping helps information move to our long term memory. It makes the new learning 'stick'.

As you work, remember the rule:

**FIRST go ALONG the corridor (x), THEN go UP OR DOWN the stairs (y)
(x,y)**

AND

When reflecting in axis x or y, imagine a mirror placed on that axis

<https://www.bbc.co.uk/bitesize/articles/z99n2v4>

Watch the videos and complete the activities before completing today's CGP activity

Now you have completed the new learning, complete page 68 of the
CGP MATHS BOOK

Session 2

English

To form the **perfect tense** we use the present / past / future **form** of the verb to have and the past participle of the main verb (I have walked / I had walked / I would have walked).

PRESENT PERFECT

I have walked,
you have walked,
he/she/it has walked,
we have walked,
you have walked,
they have walked

PAST PERFECT

I had walked,
you had walked,
he/she/it had walked,
we had walked,
you had walked,
they had walked

FUTURE PERFECT

I will have walked,
you will have walked,
he/she/it will have
walked, we will
have walked, you
will have walked, they
will have walked

Now you have completed the new learning and activities about the present form, complete **page 21** of the **CGP SPAG TARGETED QUESTION BOOK**.

Session 3/4

FAIR TRADE AFTERNOON



..... WHY



FAIRTRADE

..... IS IMPORTANT

Why Is Fairtrade Important?



THREE OF EVERY FOUR
POOR PEOPLE IN
DEVELOPING COUNTRIES
LIVE IN RURAL AREAS

2,100,000,000 2.1 BILLION LIVE ON
LESS THAN \$2 A DAY

880,000,000 880 MILLION LIVE ON
LESS THAN \$1 A DAY



MOST **DEPEND ON AGRICULTURE** FOR THEIR LIVELIHOODS

Look through the information, videos and pictures on the next few slides.

Create a poster entitled

WHY FAIR TRADE

When you have looked through it all.

Each class has focused on two fair trade products. Ours are QUINOA and CHOCOLATE

Start by watching the video and learn about what fair trade is:

<https://www.youtube.com/watch?v=PLKTGWH398Q>

and

<https://www.youtube.com/watch?v=o6pcJxFen8Y>

OR

<https://www.youtube.com/watch?v=JoIZWd2q2Ec>

Fair Trade Chocolate

Consider buying fair trade next time you have a sweet treat.

My favourite is VEGO... what's yours?



®

Fair Trade Chocolate

<https://www.youtube.com/watch?v=-XbP4cn8xhU>

<https://www.youtube.com/watch?v=InpsFRcsnE0>

<https://www.youtube.com/watch?v=InpsFRcsnE0&t=13s>



Fair Trade Quinoa



Have you tried quinoa. If not, maybe consider trying some.

I love it in salads



Fair Trade Quinoa

<https://www.youtube.com/watch?v=llOhmAWKQ6c>

***There are lots of other fair trade products such as:
RICE, COTTON, BANANAS, SUGAR and COFFEE***

*Fair trade means the most important people involved
in the production of these items get a FAIR amount of
money to help them look after themselves and their
families.*



Create your own poster or information leaflet
(you may want to use the template below)

What is Fairtrade?

A Fairtrade Farmer

What Does Fairtrade do for Farmers?

What Fairtrade Products are Available?

Fairtrade products look like this:

What can you make with Fairtrade products?

Here are some ideas:

Some Fun
Fair Trade
Activities 😊



Fairtrade Board Game

Instructions

You will need:

Dice

Counters

Game cards

Each player receives a counter. The player who is youngest begins first by throwing the dice.

They move their counter from the 'Start' position the number of places that they rolled.

If they land on a fairly traded banana, they must pick a card from the pile and pass it to the player to their left. The player to their left asks the question.

If the player answers correctly, they may move forward two spaces.

If the player lands on a space with words, they must read the statement and move forward or backwards accordingly.

The first player to reach the star at the finish line wins.



True or False

Fairtrade Fortnight falls in December.

False. It runs for two weeks from February to March.

True or False

You can get Fairtrade footballs.

True.

True or False

Fair trade started in the 1950s.

True.

True or False

The Fairtrade logo has the colour blue in it.

True.

True or False

Fairtrade products are not tested on animals.

True.

True or False

Fairtrade helps farmers get a fair price for their products

True.

True or False

Chocolate comes from a cacao pod.

True.

True or False

In the UK, we eat 1 million bananas per year.

False. We actually eat over 5 billion!

True or False

Fairtrade products are usually cheaper than other options.

False.

True or False

Free trade is the same as fair trade.

False.

?

What does FTO stand for?

Fair Trade Organisation

?

What year was the Fairtrade certification mark launched?

2002

?

What percentage of Fairtrade is owned by farmers and workers?

50%

twinkl.com

?

How many countries participate in Fairtrade?

over 70

twinkl.com

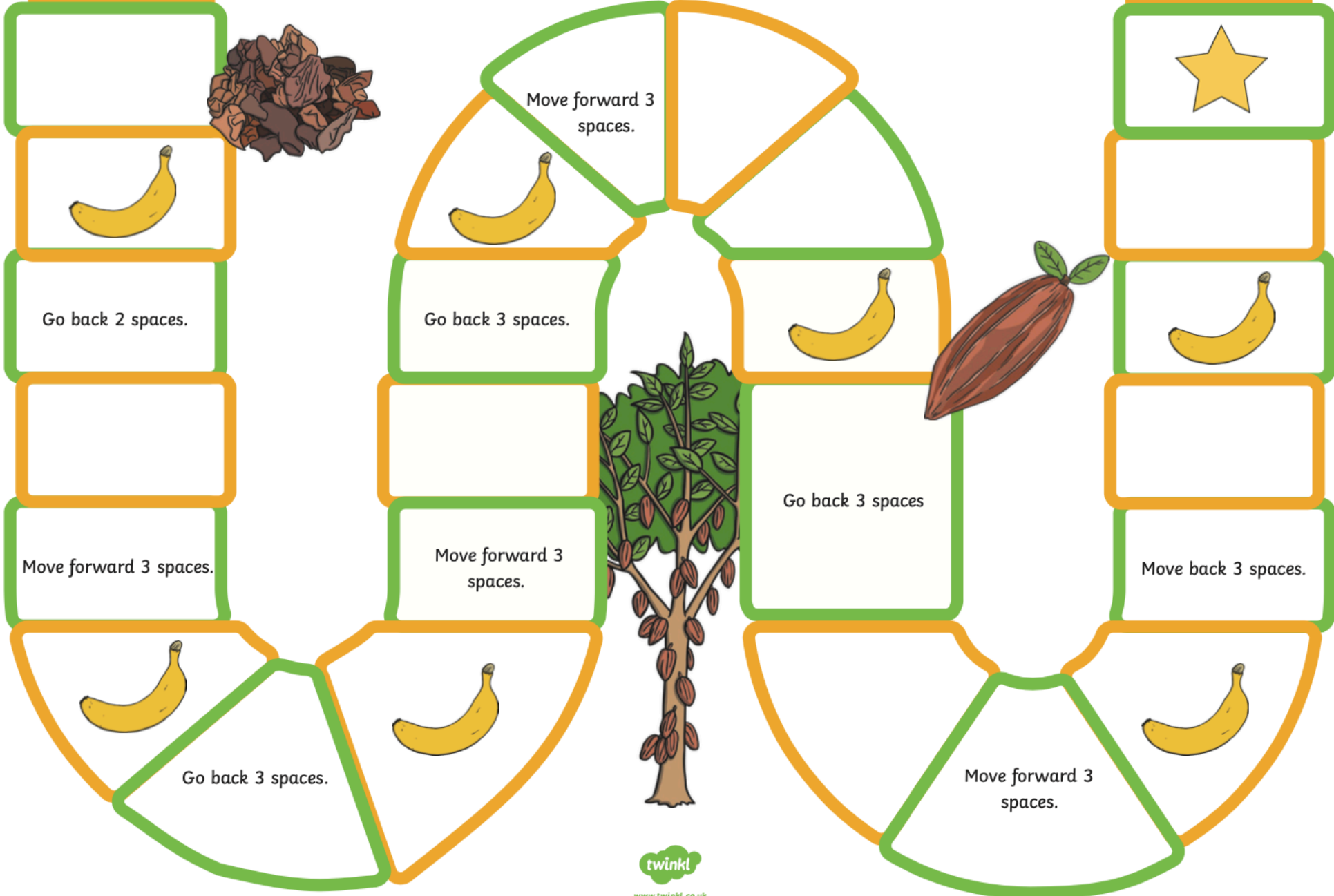


®

Fairtrade

Start









Finish!



To complete this activity, you need to make two decisions...

Firstly decide what you will use for your world – this could be a globe, an atlas, a wall map (flat or on the wall) or for the more ambitious a world map made out of masking tape on the floor or on the table.

Secondly, choose how to represent the fair trade products – you could draw them, use real fruit, cut them out of this worksheet, mould them out of plasticine or even make them out of marzipan then eat them afterwards!

Product	Appearance	Top Producing Countries	Special Conditions Required
bananas		India/Uganda/ China	Steady warmth without extremes of temperature. Steady moisture in the air and in the ground.
coffee		Brazil/Vietnam/ Colombia/ Indonesia	Rainy season and a dry season. Warmth. High altitude.
tea		China/India/ Kenya	Can grow in lots of conditions. Prefers distinct seasons with rainfall during growing season but does not like long winters.
pineapples		Phillipines/Brazil/ Thailand	High percentage of sunny warm days with cooler nights.
cocoa		Ivory Coast/ Indonesia/Ghana	Warm countries close to the Equator, reliable year round rainfall.
honey		China/Turkey/ India	Honey bees have adapted to conditions all over the world.
sugar		Brazil/India/China	Tropical and subtropical climates. Lengthy rainy seasons.
mangoes		India/China/ Thailand	Tropical lowlands near the Equator. Long dry season, short wet season.



®

Questions

1. What do you notice about where the countries are?
2. Are there some countries which seem to produce more than others?
3. Where does the Fairtrade produce you bought from the supermarket come from? Can you find it on the map?

In school we are going to be doing some fair trade chocolate and quinoa tasting and some cooking with fair trade chocolate.

Here are some ideas that you could do at home.

(or you could roast some fair trade chocolate inside some fair trade bananas. It's delicious trust me)





Fairtrade Fortnight Brownies

You will need:

- 185g unsalted butter
- 185g best dark Fairtrade chocolate
- 85g plain flour
- 40g Fairtrade cocoa powder
- 50g Fairtrade white chocolate
- 50g Fairtrade milk chocolate
- 3 large eggs
- 275g Fairtrade golden caster sugar



Directions

1. Turn the oven on to fan 160C/conventional 180C/gas
2. Cut the butter into small cubes, tip into a medium heatproof bowl and add the dark chocolate broken into chunks. Place the bowl over a saucepan of simmering water (making sure the bowl doesn't touch the water) until the butter and chocolate have melted, stirring occasionally to mix them. Remove the bowl from the pan and leave the melted mixture to cool to room temperature.
3. Using a shallow 20cm square tin, cut out a square of non-stick baking parchment to line the base.
4. Sieve the flour and cocoa powder into another medium bowl.
5. Chop or bash the white chocolate and the milk chocolate into rough squares- these will form chunks in your finished brownies.

Brownies continued...

Directions

6. Break the eggs into a large bowl and add the golden caster sugar. Whisk the eggs and sugar together until they look thick and creamy, like a milk shake. This can take as long as 10 minutes even with a powerful whisk so be patient. It is ready when the mixture becomes really pale and there is about twice as much of it as there was to start with.
7. Pour the cooled chocolate mixture over the egg mousse, then gently fold together with a rubber spatula. You are trying to combine the mixtures here without knocking out the air so be really gentle and slow.
8. Gently tap out your sieved cocoa and flour on to the top of the egg and chocolate mix and fold it in with the spatula working from bottom to top. Although the mixture will seem dry at first, as you patiently continue to fold it will become more moist and fudgy. Continue until all the powder has gone then stir in the white and milk chocolate chunks until they're evenly spread throughout the mix.
9. Pour the mixture into the prepared tin and use your spatula to scrape out every last drop. Spread evenly into the corners. Bake in the oven for 25 minutes. After 25 minutes take the tray out and wobble it. If the brownies wobble too they may need another 5 minutes.
10. Wait until the brownies are completely cool to slice in whichever way you like.
11. Serve and enjoy the taste of Fairtrade!





Fairtrade Fortnight

Banana Split with Easy Chocolate Sauce

You will need (serves 2):

For the chocolate sauce:

- 75g Fairtrade (70% Cocoa) chocolate broken into squares
- 25ml whipping cream
- 25g unsalted butter, cubed
- 25g Fairtrade Golden Syrup



For the banana splits:

- 2 medium Fairtrade bananas, peeled and sliced lengthways
- 25g Fairtrade Golden Caster Sugar
- 4 scoops Fairtrade vanilla ice cream, to serve
- Fairtrade Golden Syrup to drizzle



Directions

1. Place a heatproof bowl over a saucepan of simmering water making sure the bowl doesn't touch the water.
2. Add the chocolate, cream, butter and Golden Syrup® and stir with a wooden spoon for 1-2 minutes until melted and all the ingredients are combined.
3. Turn off the heat as the water beneath the bowl will keep the sauce warm.
4. Preheat the grill.
5. Place the bananas on a baking tray cut side uppermost, sprinkle over the golden caster sugar and grill until golden and caramelised for 3-4 minutes.
6. Place 2 scoops of ice cream on each plate and arrange the banana halves beside them. Drizzle some golden syrup over the grilled bananas and chocolate sauce over the ice cream.
7. Serve and enjoy the taste of Fairtrade!

Thursday 4th March 2021

WORLD BOOK DAY

We have special WBD activities planned for today all to do with our chosen book
'Varmints'.

Log onto Dojo for a special Powerpoint containing all of today's activities and Zoom links 😊

Friday 5th March 2021

Session 1

Maths

Recap Translating

Recapping helps information move to our long term memory. It makes the new learning 'stick'.

As you work, remember the rule:

**FIRST go ALONG the corridor (x), THEN go UP OR DOWN the stairs (y)
(x,y)**

AND

When translating, apply the rule to each vertex (point/corner) of the shape.

<https://www.bbc.co.uk/bitesize/articles/zk7dg7h>

Watch the videos and complete the activities before completing today's CGP activity

Now you have completed the new learning, complete **page 69** of the **CGP MATHS BOOK**

Session 2

English

Active voice

Tells us what a **person or thing does**.
The subject performs the action (verb) on the object.

Subject + **verb** + **object**

Example:

- Anna painted the house.
- The teacher always answers the students' questions.
- Ali posted the video online.

Passive voice

Tells us what is **done to someone or something**.
The subject is being acted upon.

Object + **verb** + **subject**

Example:

- The house was painted by Anna.
- The students' questions are answered by the teacher.
- The video was posted online by Ali.

Complete the activities on the passive and active voice on pages 24 – 26 of the CGP SPAG TARGETED QUESTION BOOK.

Session 3

Comprehension



Mark your comprehension from last week first (Edible Cutlery)

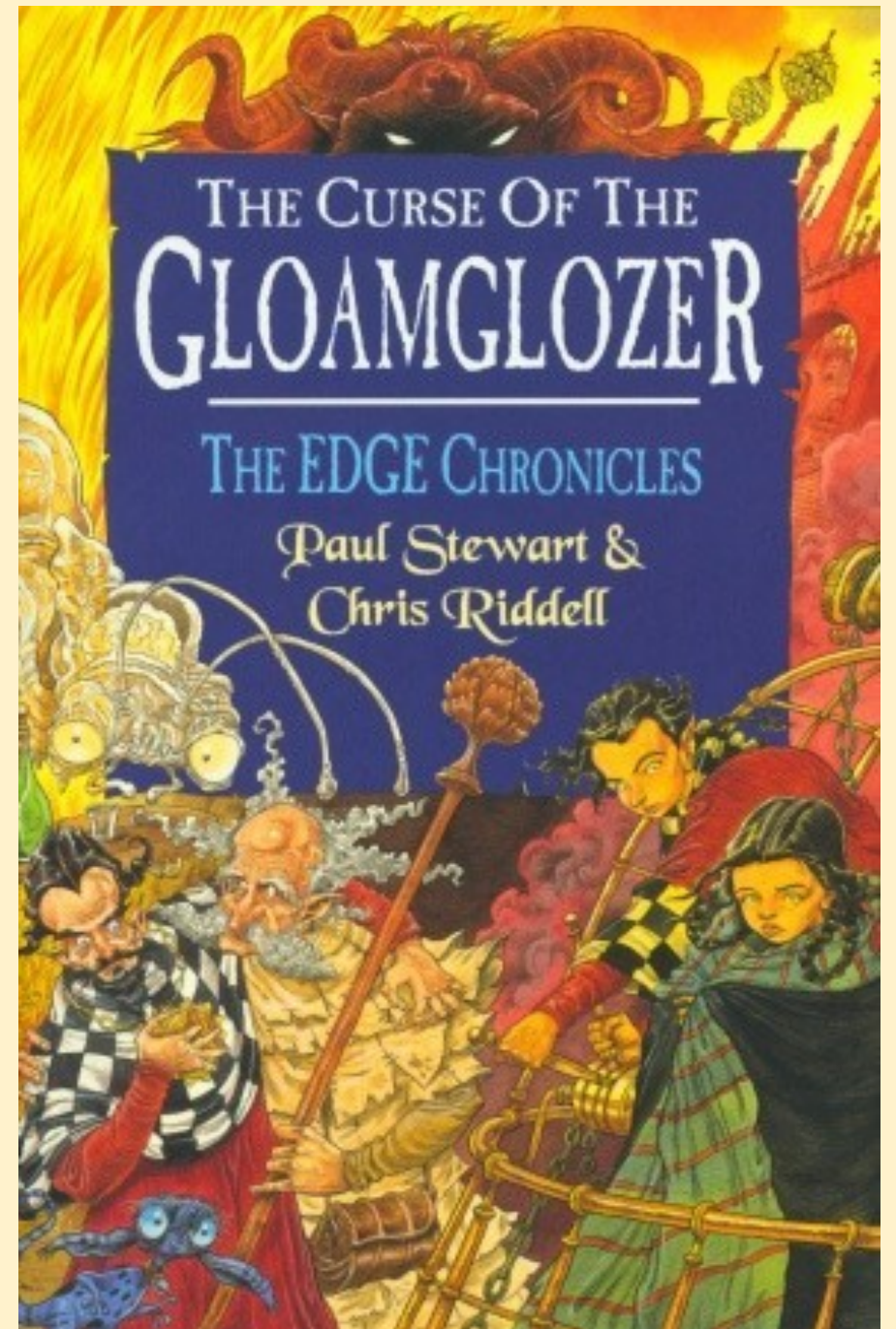
Answers

1. E.g. The spoons come in several tasty flavours. If people throw the spoons away instead of eating them, it doesn't stop them from being environmentally friendly. The spoons will quickly decompose.
2. E.g. Imaginative, because he has created a clever, original solution to the problem of plastic cutlery.
3. Bakey's utensils decompose within 5-6 days when exposed to the elements. — Fact
Tossing a plastic spoon into the trash is fashionable. — Opinion
The utensils are a culinary treat. — Opinion (1 mark for 2 correct, 2 marks for all 3 correct)
4. Any appropriate answer. E.g. Yes, the author thinks the spoons are a good idea (she calls them "delicious treats"), so the article is unbalanced because it concentrates on the positive aspects of the products and the company. OR E.g. No, although the author mentions a lot of positive things about the spoons and the company, she also mentions some of the problems that the business faces, so the article isn't biased.
5. Any appropriate answer. E.g. No, because plastic cutlery is more practical and can be used in lots of different situations. Plastic cutlery lasts forever, but edible cutlery goes off. OR E.g. Yes, because once it's cheaper and more widely available, I think lots of people will want to buy edible cutlery.

The Curse of the Gloamglozer

CGP
Comprehension
book

– pg 16 - 17



Session 4

Wellbeing Friday



Reflection

On Monday you will be back at school with your classmates and I am super excited to see you all.

I would like you to spend this afternoon thinking about what you are looking forward to the most and what you are thankful for.

During Lockdown I am grateful thank I:

- Had a warm house to sleep in at night
 - A family to see everyday
 - A cat to keep me company
 - Lovely walks near my house

When lockdown ends I am most excited to:

- *Hug my friends*
- *Go out for dinner with my mum and dad*
 - *Visit a new place*

WELL DONE!

You have just completed your final week of home learning! I am so proud of your achievements and I'm looking forward to seeing you all on Monday

Week 8 - DONE 😊

Stay safe – Mrs G

May this weekend bring you smiles and happiness!

Happy Weekend!