

Home Learning – **Week 8** – Amethyst Class

Please remember:

- Take as much care and pride in your work at home as you do in school.
- Set out your work with an underlined date, an underlined title and a clear topic.
 - Keep your books and journal tidy and away from food and drink.
 - Only use black pen or pencil to do your work in.
- **THANK YOU** for your continued hard work and thank you to parents for their support.

Online Lessons



All ONLINE LESSONS this week will be taking place on Zoom.

The links and information for these Zoom lessons will be posted on Dojo daily.

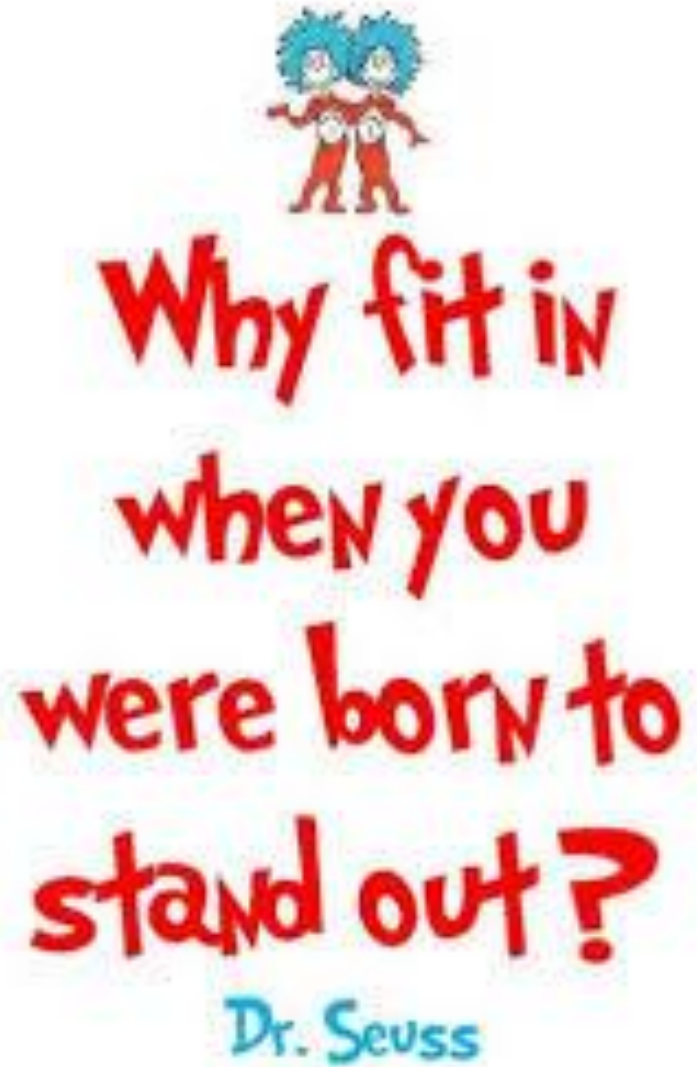
You will need to either download Zoom onto your device, or if you are using a computer or laptop you can search Zoom on Google.

The Holy Spirit Catholic Primary School – KS2 Weekly Timetable – Week beginning 1st March 2021

Day	Session 1		Session 2		Session 3	Session 4	
Monday 1 st March	Maths YEAR 4 – SEE MR FOSTER'S PowerPoint YEAR 5 – SEE MISS HUGHES' PowerPoint		English	B R E A K L U N C H	Reading Independent Reading	History	Whole School Reading
Tuesday 2 nd March	Maths YEAR 4 – SEE MR FOSTER'S PowerPoint Lesson 4 YEAR 5 – My Maths	Drama ONLINE LESSON 10:00– 10:30AM	Music		English	RE	Whole School Reading
Wednesday 3 rd March	Maths YEAR 4 – SEE MR FOSTER'S PowerPoint YEAR 5 – SEE MISS HUGHES' PowerPoint		English		Fairtrade Afternoon		Whole School Reading
Thursday 4 th March	Maths YEAR 4 – SEE MR FOSTER'S PowerPoint YEAR 5 – SEE MISS HUGHES' PowerPoint		Spanish ONLINE LESSON 11:00 – 11:45AM		Dance ONLINE LESSON 1:30 – 2:00PM	World Book Day Activities	Whole School Reading
Friday 5 th March	Maths YEAR 4 – SEE MR FOSTER'S PowerPoint YEAR 5 – SEE MISS HUGHES' PowerPoint		English		Reading Comprehension	Wellbeing Friday	Whole School Reading & Assembly

Monday 1st
March

Make sure you read today!



Session 1 – Maths (Year 5)


<u>Mental multiplication</u>		23/02/21	0/14	01/03/21	<u>05/03/21</u>	Task not started
------------------------------	---	----------	------	----------	-----------------	------------------



In today's Maths lesson you will need to log onto My Maths and complete your set tasks.

If you don't score 70% or more, please have another go.

Can you also complete page 21 in your Maths CGP book!



Session 2 – English

Quest 1

- Main character had to collect a rare item
- Used one of the magical objects to help with the quest
- Main character made it to safety

- ➔ Use expanded noun phrases to convey complicated information concisely
- ➔ Use relative clauses beginning with who, which, where, when, whose, that or an omitted relative pronoun
- ➔ Link ideas across paragraphs using adverbials
- ➔ Use commas to clarify meaning and avoid ambiguity in writing

Activity Time

Write the first quest of your myth.

Checklist:

- ➡ Use expanded noun phrases to convey complicated information concisely
- ➡ Use relative clauses beginning with who, which, where, when, whose, that or an omitted relative pronoun
- ➡ Link ideas across paragraphs using adverbials
- ➡ Use commas to clarify meaning and avoid ambiguity in writing

Session 3 – Reading

Half an hour independent reading – log on to Oxford Reading Buddy or Bug Club.

Each time you finish a book, create a book review in your journal.

Session 4 - Topic

Male citizens of Athens are given a chance to vote to decide how things should be run. This process is called 'democracy' and is thought to be one of the Greeks greatest ideas.	Parthenon is finished in Athens. The temple is built to house a statue of Athena, the goddess of war, wisdom and the arts.	The tyrant Kypselos takes over the city-state of Corinth. When Kypselos dies, his son Periander takes over the role.	Greek theatres become popular in Athens. The entertainment included magicians, jugglers and plays.
Rome conquers the Corinthians at the Battle of Corinth and Greece falls under the rule of the Roman Empire.	The first Olympic games. The games are then held every four years in honour of the god Zeus (ruler of the Olympians of Mount Olympus). The games included wrestling, javelin, jumping and chariot racing.	Hippocrates, the 'father of modern medicine' is born in Kos. His ideas on the human body and medicine are still used and recognised today.	Alexander the Great takes over rule of Greece, aged 20, after the death of his father King Philip II.
Homer writes the Odysseys and Iliad poems.	The 'Classical Period' starts. There is a lot of interest in arts, imagination and buildings.	King Philip II of Macedonia takes control of Greece.	

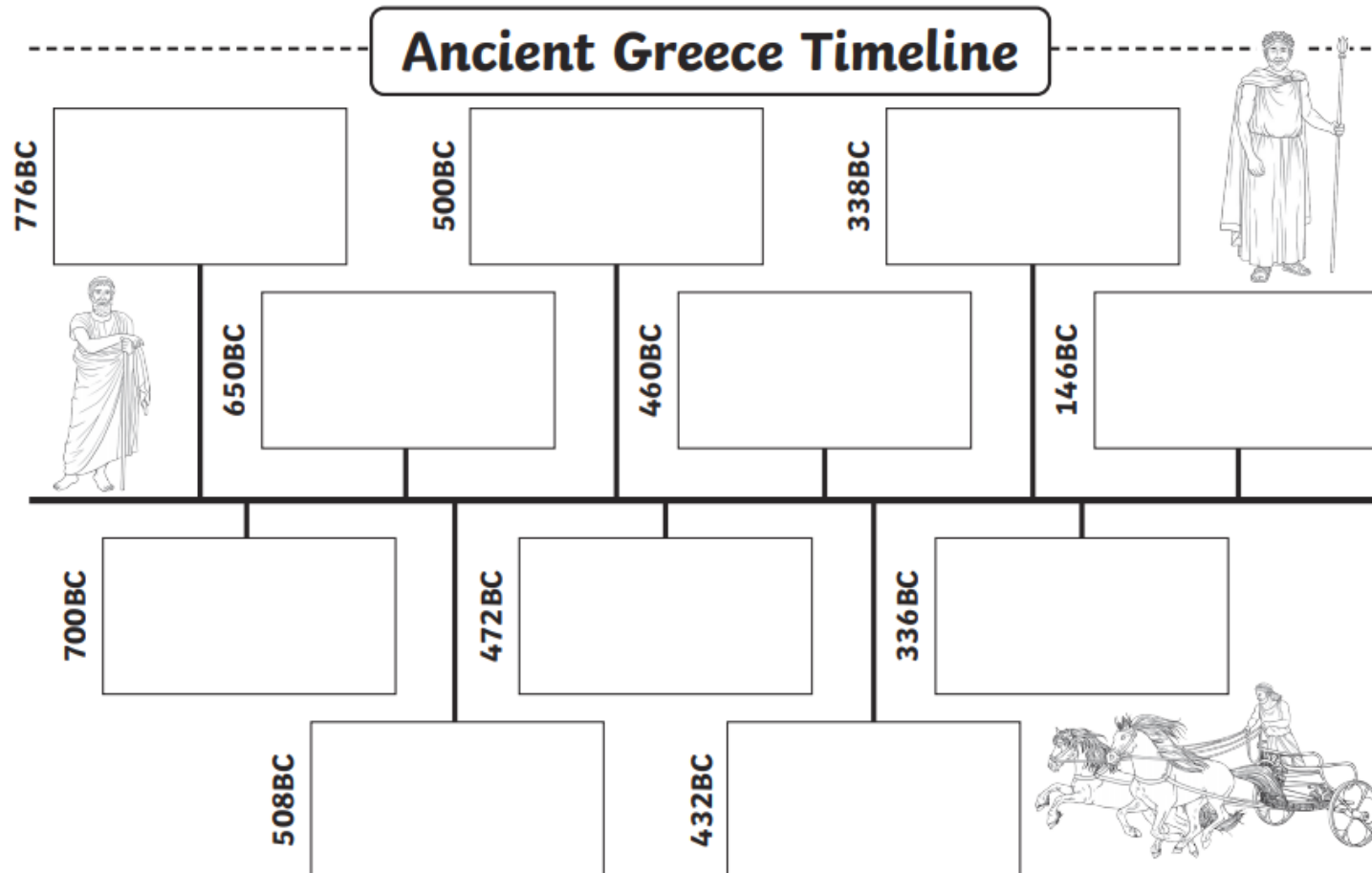
Read through the events that happened in Ancient Greece.

But they aren't in the correct order!!

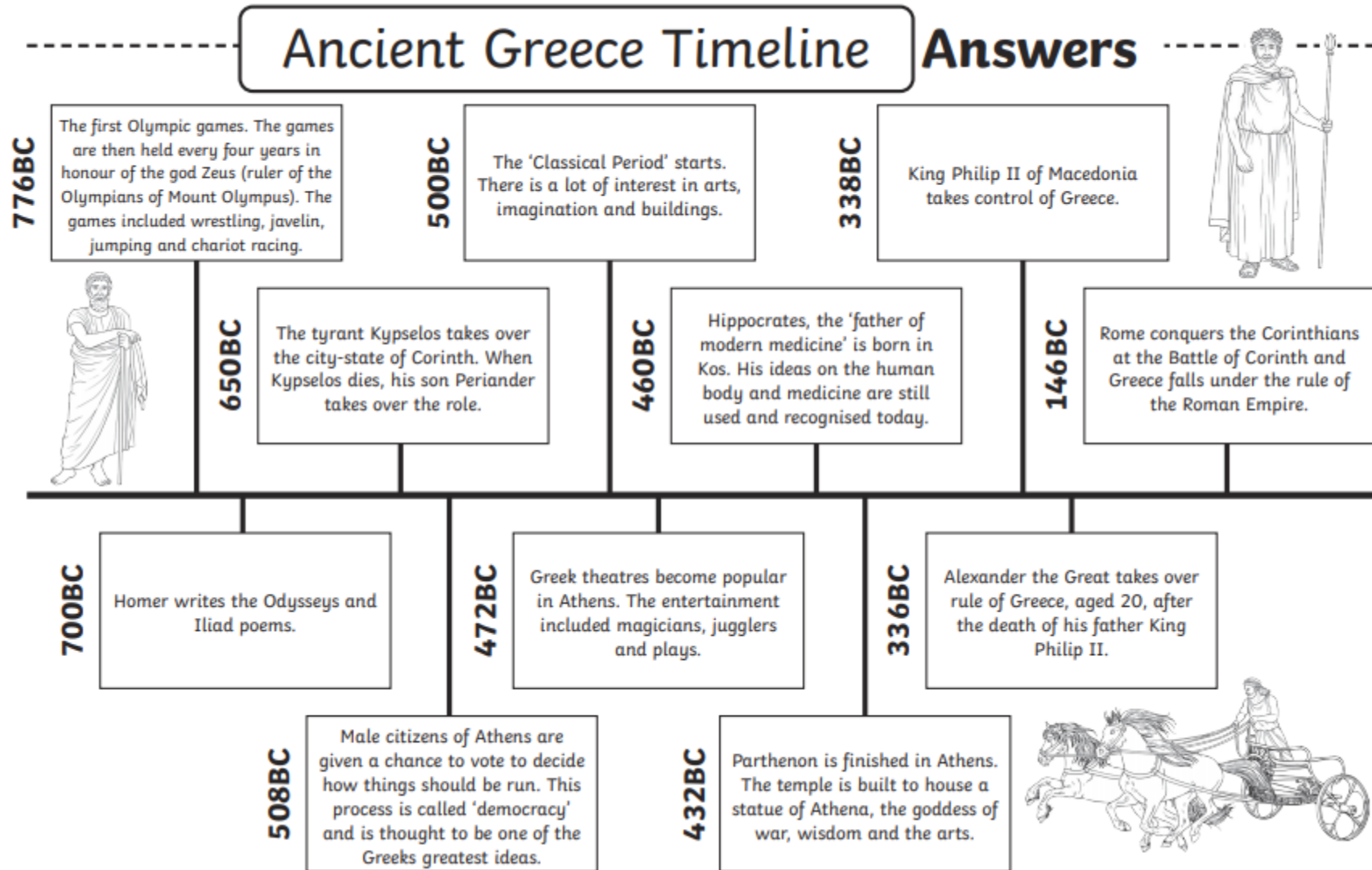


Activity Time

Can you put the events from the last slide in the correct order which they happened. You might need to do some research on each event to help you!



Answers



Reading ZOOM

Link to be posted on Dojo.



Tuesday 2nd March


Make sure you read today!

THINK AND WONDER,
WONDER AND THINK.



Session 1 – Maths (Year 5)


<u>Doubling and halving</u>		23/02/21	0/14	02/03/21	<u>05/03/21</u>	Task not started
-----------------------------	---	----------	------	----------	-----------------	------------------



In today's Maths lesson you will need to log onto My Maths and complete your set tasks.

If you don't score 70% or more, please have another go.

Can you also complete pages 22 - 23 in your Maths CGP book!



Drama Session

ONLINE ZOOM lesson with Andrew at 10am.

Link to be posted on Class Dojo.

Session 2 - Music

ONLINE ZOOM LESSON 11:00 – 11:45

Link to be posted on Class Dojo.

Session 3 – English

Quest 2

- Main character had to visit Yggdrasill to collect another rare item
- An accident happened
- One of the magical objects came to the hero's rescue

- ➔ Use expanded noun phrases to convey complicated information concisely
- ➔ Use relative clauses beginning with who, which, where, when, whose, that or an omitted relative pronoun
- ➔ Link ideas across paragraphs using adverbials
- ➔ Use commas to clarify meaning and avoid ambiguity in writing

Activity Time

Write the second quest of your myth.

Checklist

- ➡ Use expanded noun phrases to convey complicated information concisely
- ➡ Use relative clauses beginning with who, which, where, when, whose, that or an omitted relative pronoun
- ➡ Link ideas across paragraphs using adverbials
- ➡ Use commas to clarify meaning and avoid ambiguity in writing

Session 4 – RE – Walk for Water



Water is one of the most precious and important things in the world. We know it is important because we use it so much.

Can you think of some of the different ways we use water every day?



How do you get water when you need it? Do you or your grown-ups just turn on the tap? Imagine what it would be like if you turned on the tap and no water came out. What would you do?

Abdul lives in Ethiopia, in one of the hottest places in the world.

There is no clean safe water near his house.



Abdul's cousin, who is called Abdella, has to walk two five-hour journeys every day to fetch water for his family to wash with and to drink.



Now watch this video...

<https://www.youtube.com/watch?v=RkJ1J89hV4&t=356s>

Activity Time

Draw your own water droplet and complete the sentence...



Reading ZOOM

Link to be posted on Dojo.



Wednesday 3rd
March

Make sure you read today!



FAIRTRADE
FOUNDATION

Session 1 – Maths (Year 5)


Correspondence problems		23/02/21	0/14	03/03/21	05/03/21	Task not started
---	---	----------	------	----------	--------------------------	------------------



In today's Maths lesson you will need to log onto My Maths and complete your set tasks.

If you don't score 70% or more, please have another go.

Can you also complete pages 24 - 25 in your Maths CGP book!



Session 2 – English

Quest 3 *Resolution*

- Both items were taken to Thor
- Odin appeared and helps to make a magic item to defeat the monster
- Thor and the main character set about capturing the monster
- The monster had set a trap
- The last magical item was used to defeat the monster alongside Odin's item

- Use expanded noun phrases to convey complicated information concisely
- Use relative clauses beginning with who, which, where, when, whose, that or an omitted relative pronoun
- Link ideas across paragraphs using adverbials
- Use commas to clarify meaning and avoid ambiguity in writing

Activity Time

Write the final quest and ending of your myth.

- ➦ Use expanded noun phrases to convey complicated information concisely
- ➦ Use relative clauses beginning with who, which, where, when, whose, that or an omitted relative pronoun
- ➦ Link ideas across paragraphs using adverbials
- ➦ Use commas to clarify meaning and avoid ambiguity in writing

<i>Quest 3 Resolution</i>	<i>Ending</i>
<ul style="list-style-type: none">• Both items were taken to Thor• Odin appeared and helps to make a magic item to defeat the monster• Thor and the main character set about capturing the monster• The monster had set a trap• The last magical item was used to defeat the monster alongside Odin's item	<ul style="list-style-type: none">• Thor took the main character back to the setting/village• Main character was a hero• Everyone celebrated

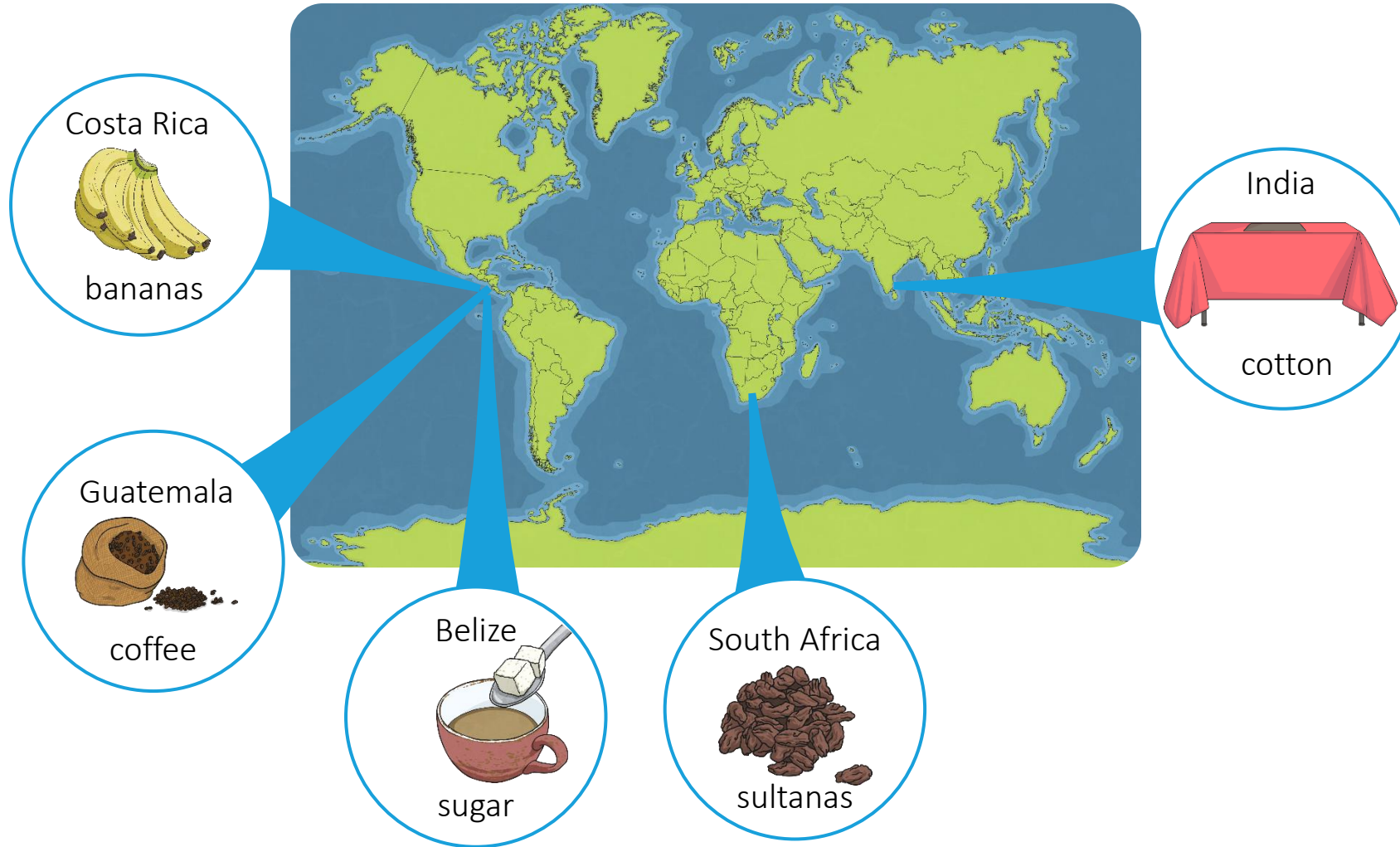
Session 3 & 4 – Fair Trade Activity



Before you finish
eating breakfast this
morning, you've
depended on more
than half
the world.

Martin Luther King Jr.

My International Breakfast Table



Growing and Making

People all over the world earn their living by growing food or making things to sell.



Shipping

Their food and products are shipped to other parts of the world and sold in shops.
Many products in our supermarkets are made from things imported from poor countries in Africa and Asia for example.



Selling

However, unless they are paid a fair price for what they have produced, they will not have enough money for food, schooling, medicine or clothing.



How Can Fair Trade Help?

Fair Trade is about paying a fair price for things that we buy. This helps to improve the lives of families all over the world.



Fair Trade helps over one million farmers and workers in 74 countries across the world!

Did
you
know?

Fairtrade Produce



How do you know if a product is Fairtrade?

The Fairtrade Logo




How Does Fair Trade Help?

The great things about choosing to buy Fair Trade items:



Workers receive better prices for crops so people can live better lives.



Extra money goes into projects that help the local community such as bicycles to get to work or wells to provide water.

Workers have better working conditions.



Fair Trade Awareness

Fairtrade Fortnight aims to improve the banana industry to make sure that the people in the supply chain and the millions of struggling banana farmers and workers get a fair deal.


How do people take part?

By buying bananas and other products that have the Fairtrade symbol on them. If you do this, you know that a fair price has been paid to the workers.

World Fair Trade Day is celebrated all over the world every year in May.

How do people take part?

By raising money to help this worthwhile cause.



Activity Time...

Our class is focusing on bananas and sugar.

We are going to have a go at making Banana Bread in school – maybe you could have a go at making this at home with an adult?

Or...

Make a poster explaining what Fairtrade is, why we should buy Fairtrade products and what products are Fairtrade?


Reading ZOOM

Link to be posted on Dojo.



Thursday 4th
March

Make sure you read today!



Session 1 – Maths (Year 5)


<input type="checkbox"/> <u>Area of a triangle</u>		23/02/21	0/14	04/03/21	<u>05/03/21</u>	Task not started
--	---	----------	------	----------	-----------------	------------------



In today's Maths lesson you will need to log onto My Maths and complete your set tasks.

If you don't score 70% or more, please have another go.

Can you also complete pages 48 – 49 in your Maths CGP book!



Session 2 – Spanish

ONLINE ZOOM LESSON 11:00 – 11:45PM

Link to be posted on Dojo.

Session 3 – Dance

Live ZOOM lesson with Becky at 1:30pm


Link to be posted on Dojo.

Session 4 – World Book Day Activity

Today we are going to do some work on the book Matilda.

Here is the Audio Book:

<https://www.youtube.com/watch?v=gkzcRdIEwy8>



Here are three characters from the story...



Can you link these challenges to the correct character?

**DISAGREEMENT
WITH FRIENDS
AND FAMILY**

**DOUBT FROM
FRIENDS AND
FAMILY**

**IGNORANCE
FROM OTHERS**

**ANGER
FROM OTHERS**

**BEING BULLIED
BY OTHERS**

**NOBODY
LISTENING
TO YOU**

**FEELING AS
THOUGH YOU
ARE ALONE**

**DOUBTING
YOURSELF**

Matilda's Qualities...

Here are some words which can be used to describe her. Do you agree?

Is there any other words you can think of which you could use to describe Matilda?

RESOURCEFUL

BRAVE

BOLD

ADAPTABLE

TALENTED

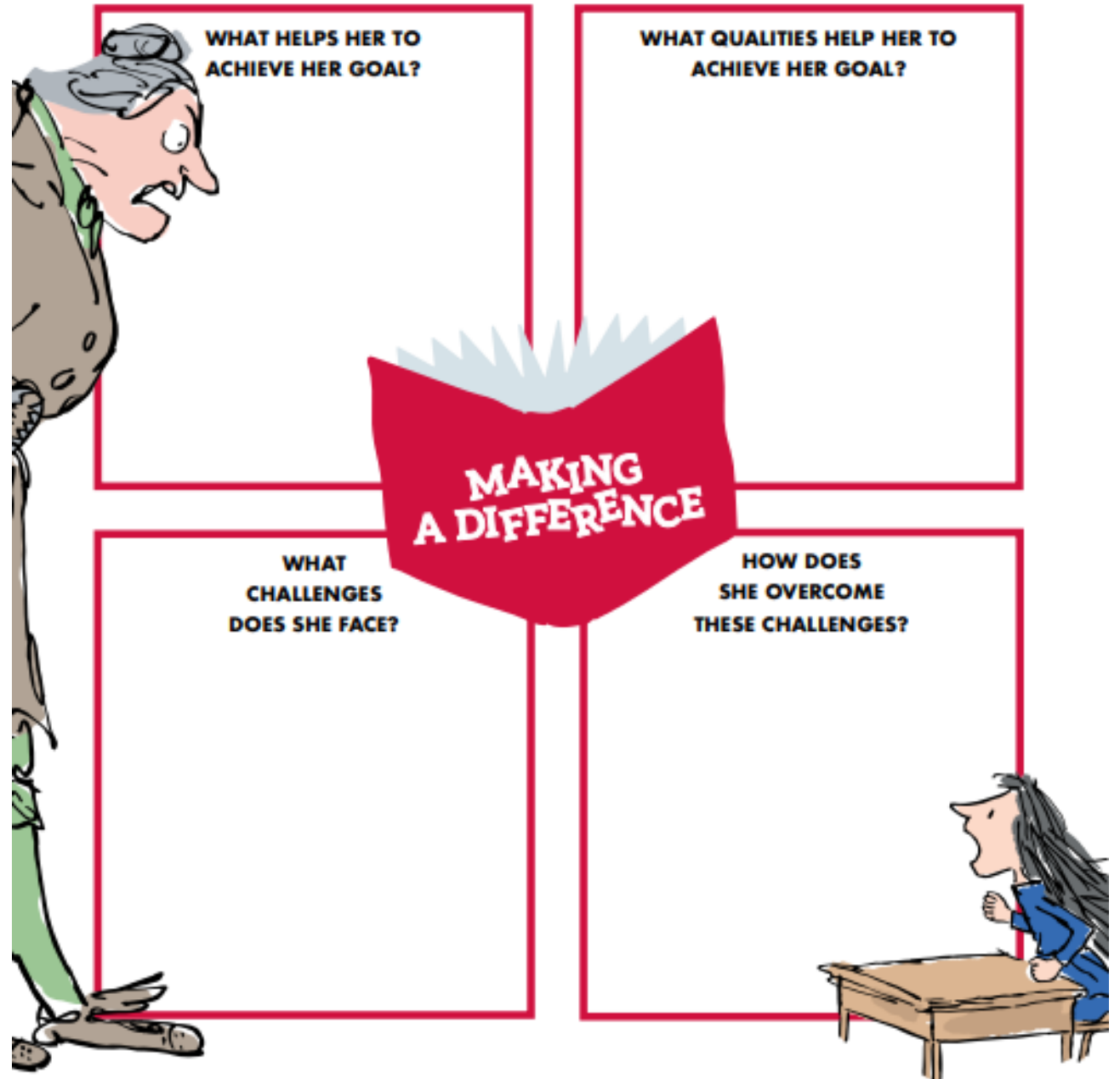
COMMITTED

RESILIENT

STRONG

Activity Time

Create a character profile for Matilda.





THE FIRST MIRACLE

(PAGES 158-160)

A kind of electricity seemed to be gathering inside them. A sense of power was brewing in those eyes of hers, a feeling of great strength was settling itself deep inside her eyes. But there was also another feeling which was something else altogether, and which she could not understand. It was like flashes of lightning. Little waves of lightning seemed to be flashing out of her eyes. Her eyeballs were beginning to get hot, as though vast energy was building up somewhere inside them. It was an amazing sensation. She kept her eyes steadily on the glass, and now the power was concentrating itself in one small part of each eye and growing stronger and stronger and it felt as though millions of tiny little invisible arms with hands on them were shooting out of her eyes towards the glass she was staring at.

'Tip it!' Matilda whispered. *'Tip it over!'*

She saw the glass wobble. It actually tilted backwards a fraction of an inch, then righted itself again. She kept pushing at it with all those millions of invisible little arms and hands that were reaching out from her eyes, feeling the power that was flashing straight from the two little black dots in the very centres of her eyeballs.

'Tip it!' she whispered again. *'Tip it over!'*

Once more the glass wobbled. She pushed harder still, willing her eyes to shoot out more power. And then, very very slowly, so slowly she could hardly see it happening, the glass began to lean backwards, farther and farther and farther backwards until it was balancing on just one edge of its base. And there it teetered for a few seconds before finally toppling over and falling with a sharp tinkle on to the desktop. The water in it and the squirming newt splashed out all over Miss Trunchbull's enormous bosom. The Headmistress let out a yell that must have rattled every window-pane in the building and for the second time in the last five minutes she shot out of her chair like a rocket. The newt clutched desperately at the cotton smock where it covered the great chest and there it clung with its little claw-like feet. The Trunchbull looked down and saw it and she bellowed even

louder and with a swipe of her hand she sent the creature flying across the classroom. It landed on the floor beside Lavender's desk and very quickly she ducked down and picked it up and put it into her pencilbox for another time. A newt, she decided, was a useful thing to have around.

The Trunchbull, her face more like a boiled ham than ever, was standing before the class quivering with fury. Her massive bosom was heaving in and out and the splash of water down the front of it made a dark wet patch that had probably soaked right through to her skin.



Matilda's Talents...

Think about Matilda's talent.

What can she do with her mind – and what does this suggest about how powerful her mind is?

Think about why we can't tip things over with our minds in real life – what is required for an object to move in a scientific world?

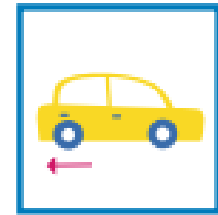




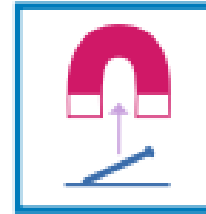


Activity Time

Match up.

ROALD
DAHL

MATILDA
FORCE MATCH-UP!



GRAVITY

MAGNETIC
FORCE

WATER
RESISTANCE

FRICTION

WEIGHT

AIR
RESISTANCE

STATIC
ELECTRICITY

Reading ZOOM

Link to be posted on Dojo.



Friday 5th March

Make sure you read today!




Session 1 – Maths (Year 5)

 <u>Area of a circle</u>		23/02/21	0/14	05/03/21	<u>05/03/21</u>	Task not started
---	---	----------	------	----------	-----------------	------------------

In today's Maths lesson you will need to log onto My Maths and complete your set tasks.

If you don't score 70% or more, please have another go.

Can you also complete pages 50 – 51 in your Maths CGP book!



Session 2 – English - Evaluate and edit

Read slowly through your myth.

Check for:

- Spelling errors
- Accurate sentence punctuation
- That what you have written makes sense
- Any elements of your writing you could improve

Activity Time

Read through your myth again to look for the Mastery keys.

- Have you used
 - expanded noun phrases?
 - relative clauses to add detail and description?
 - linked across paragraphs using adverbials?
 - commas to clarify meaning and avoid ambiguity?

Session 3 – Reading Comprehension

Complete a comprehension.

Year 4 – CGP Comprehension Book – Pgs. 16 – 17
(Coram Boy)

Year 5 – CGP Comprehension Book – Pgs. 16 – 17
(From a Railway Carriage)

Session 4 – Wellbeing Friday



Sometimes, we are better at certain things than others.

Talk with your adult or sister/brother about what you are good at and what you think you might need help with.

This doesn't have to be school work, it could be anything that is important to you or something you want to get better at. Everyone has things they want to improve and become better at.

Once you have decided what you would like to improve, talk with your adult or sister/brother about what you can do to get better and become more confident with the things you find difficult.

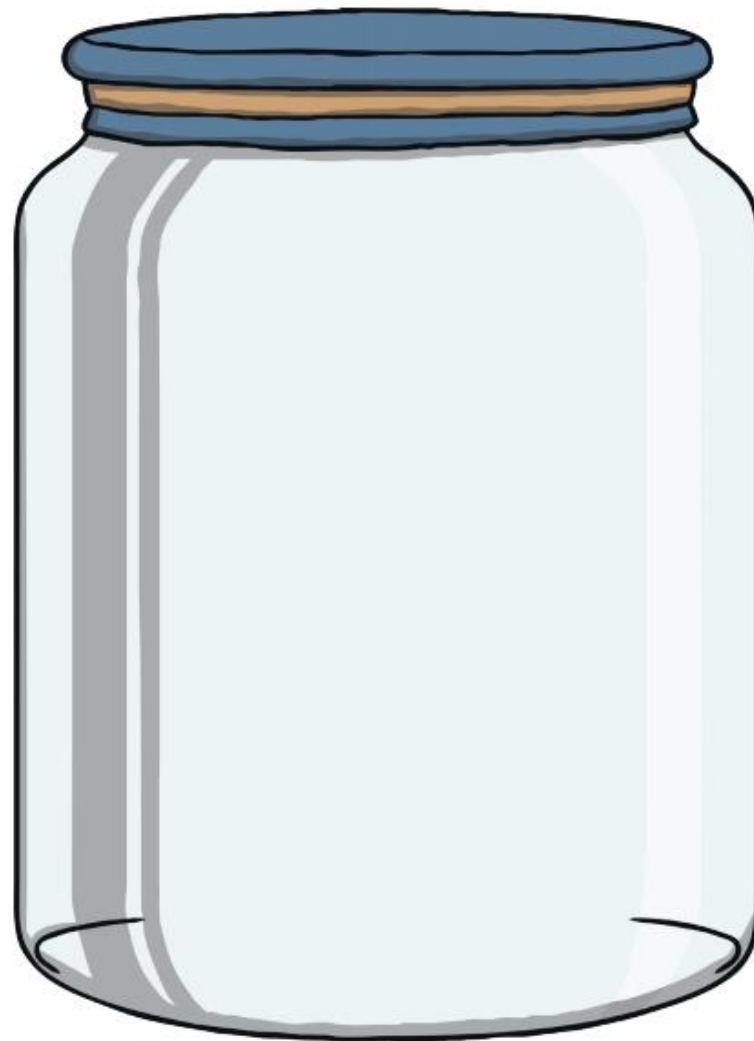
My Confidence Jar

In the jar below, write all the things you think you are good at. For example, 'I am good at Maths'.



My Practising Jar

In the jar below, write all the things you think you would like to work on and improve. For example, 'I would like to improve my reading skills and become more confident.'



Reading & Assembly ZOOM

Link to be posted on Dojo.



Have a **fab** weekend!
I can't wait to see you all on MONDAY!
Thank you for working so hard!

KEEP SAFE!